



1900 South Mannheim Rd. • Westchester, Il 60154

Phone: 1-800-382-0300 • Fax: 1-800-422-0515 • ausmed@aol.com

www.austinmedical.com

Custom CUBI-TRAC Curtains

The following is information on the Custom CUBI-TRAC curtains. Since these curtains are custom made we need the individual facility to draw the desired layout on the *TYPICAL LAYOUT* form. This way the quote will be made to your exact specifications.

Once you have drawn out your sketch, please return the *LAYOUT* form to us via FAX at 1-800-422-0515 or e-mail the form to us at ausmed@aol.com. Once we receive your request, we will have a quotation for you within 24 hours.

Please feel free to contact us for any assistance you may need in completing the **Custom Cubi-Trac** Layout Forms. You may also review the color chart samples at our website, www.austinmedical.com.

Please remember there is no obligation on your part and the quotation is free. Thank you once again for your interest in **Austin Medical Equipment**.

Custom CUBI-TRAC Curtain Checklist

Name: _____

Address: _____

City: _____ State: _____ Zip Code: _____

Phone: (_____) _____ Fax: (_____) _____

E-Mail Address: _____

Checklist:

Please be sure that all of the following information is completed to insure an accurate quotation.

1. Ceiling Height: _____ -
Measure exactly the distance from the ceiling to the floor.
2. Desired distance from bottom of curtain to the floor:
_____ inches.
Normal distance is 12"
3. Do you want mesh at the top of the curtain:
_____ Yes _____ No
#50 1/2" Open Mesh (Large Size Holes)
4. What color do you want your curtains to be:

View color chart on our Web Site at:
www.austinmedical.com
5. Make sure drawings are accurate to style of track(s) needed.
We will allow for fullness of curtain material.



1900 South Mannheim Rd. • Westchester, Il 60154
Phone: 1-800-382-0300 • Fax: 1-800-422-0515 • ausmed@aol.com
www.austinmedical.com

Typical and Sample Layouts

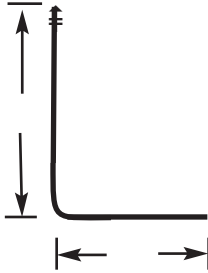
C
U
S
T
O
M

M
A
D
E

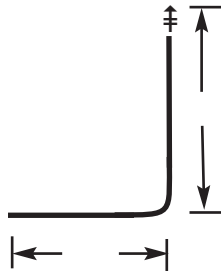
C
U
B
I
C
L
E

C
U
R
T
A
I
N
S

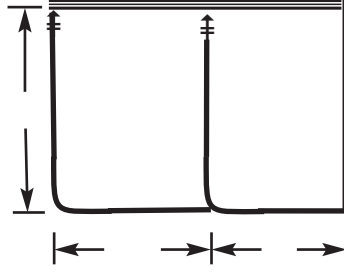
Single Bed
L-Shaped :



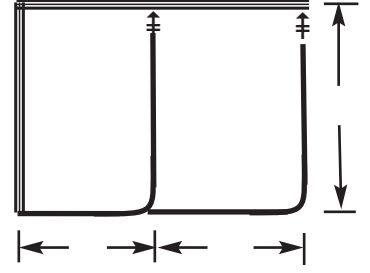
Single Bed
J-Shaped :



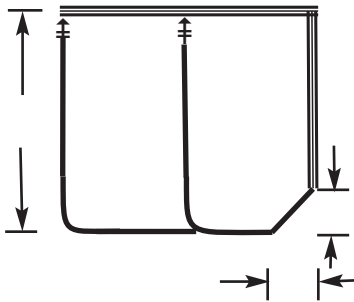
2 - Bed
L-Shaped :



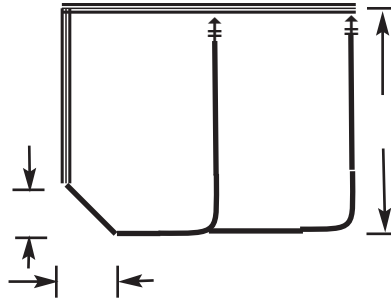
2 - Bed
J-Shaped :



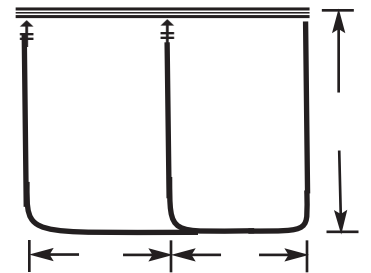
Two Bed L-Shaped
with offset :



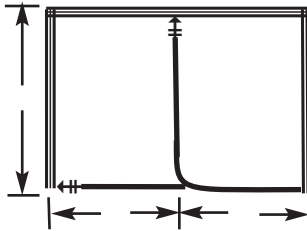
Two Bed J-Shaped
with offset :



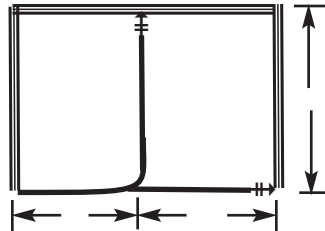
L-Shape and
U - Shape:



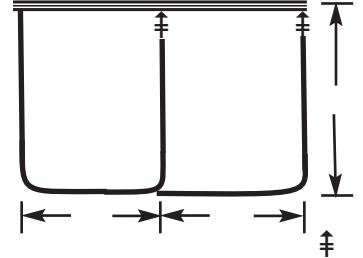
L-Shape and
Straight:



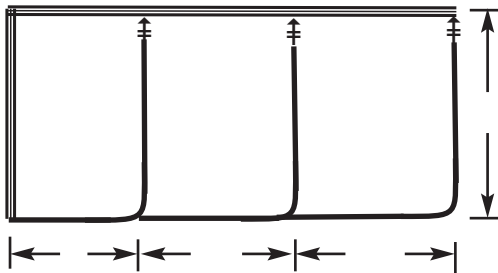
J-Shape and
Straight:



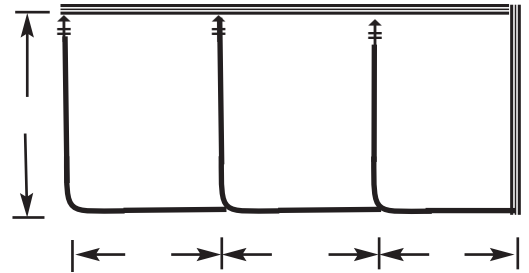
U-Shape and
J - Shape:



3 - Bed
J-Shaped :



3 - Bed
L-Shaped :



Straight Section:



**You can also design your own custom layout on a separate sheet of paper and
FAX it to us at 1-800-422-0515 for your quotation**